

Washable Baby Wipes

Using Washable Baby Wipes

If you have a changing area set up in your house, you can have two pots of water - 'top' and 'tail' - handy when you change nappies. Keep the dry wipes in a box or drawer to hand, wet the wipes as you need them, and away you go!

If you prefer to pre-wet your wipes, there are hundreds of recipes out there on the web, but at its simplest all you need is a plastic tub and a little water to take your ready-to-use wipes wherever you need them.

My favourite 'recipe' for a wipe solution is opposite, and is also provided as a printable card below, great to include if you are giving someone wipes as a gift.

Storing dirty wipes

At home, if you use disposable nappies, and don't have a nappy bucket to hand, make a mini one to hold used wipes until you wash them. Have a large-ish plastic pot with a lid (a round ice-cream tub is ideal) by your changing place, filled one-third full of water with one drop of tea-tree oil (provided your baby is not sensitive to this). An alternative is to use a weak solution of a nappy sanitizer powder in the tub. Drop your used wipes in the tub as you use them.

When you're out, a small plastic bag (zip-lock style is ideal) will hold your used wipes till you get home to your tub.

Washing your Baby Wipes

When it comes time to do a wash, pour away any excess water from the tub if necessary down the toilet first.

Now you can just tip the whole lot into your washing machine with your normal wash. You can use your machines rinse function on the wipes alone first if you prefer (if there are enough of them) or pour some clean water into the tub and empty it away a few times before you put them in the machine.

You should ensure that you periodically put them through a 60°C wash to keep them super-clean.

Baby Wipe Solution

There are hundreds of wipe solution recipes available if you search online, but this is the simple one I use. Remember you don't need to do anything as complicated as this - plain water is absolutely fine (if it's been boiled, even better). Any other additions are optional, but the advantage is mainly in ensuring the wipes don't go musty, which they will do with plain water if you don't use the wipes within a couple of days.

Take a watertight container a suitable size for your cloth wipes and/or changing bag and add:

- 50ml boiled water or chamomile tea, cooled;
- 1 tsp distilled vinegar, cider vinegar or white wine vinegar;
- 1 tsp calendula oil or olive oil;
- 1 drop tea tree oil; and
- a pea-sized amount of 100% aloe vera gel.

Shake together to mix, then fill the container with roughly-folded wipes, squeezing the solution through them all.

The tea tree oil and vinegar mean this solution will stay fresh for several days.

Vary the above ingredients according to your preferences, baby's sensitivities and what you have to hand!

Sweet almond oil and apricot oil are good alternatives to calendula or olive oil (avoid synthetic 'baby oil'). You can add a drop or two of another essential oil (lavender is very soothing) but make sure it is a genuine essential oil.

Print off the card on the next page as a handy reference, or to give to someone along with a set of washable wipes.

Washable Wipe Solution Recipe Card

If you're giving washable wipes as a gift, print this card and include it with them.

Cut out the two sides and stick back-to-back, sandwiching with a piece of card if you like.
If you're lucky enough to be able to laminate the card, this would be ideal.

Washable Wipe Solution

Take a watertight container a suitable size for your cloth wipes and changing bag and add the following:

- 50ml boiled water or chamomile tea, cooled
- 1 tsp distilled, cider or white wine vinegar
- 1 tsp calendula oil or olive oil
- 1 drop tea tree oil
- a pea-sized amount of 100% aloe vera gel

Shake together to mix, then fill the container with roughly-folded wipes, squeezing the solution through them all.

The tea tree oil and vinegar ensure that this solution will stay fresh for several days.

Vary the ingredients overleaf according to your preferences, baby's sensitivities and what you have to hand!



Sweet almond oil and apricot oil are good alternatives (avoid synthetic 'baby oil'). You can add a drop or two of a different essential oil (lavender is very soothing) but make sure it's a genuine essential oil.

If real life intervenes, don't worry, plain water is just fine too!


www.littleconkers.co.uk

If you have your own favourite recipe to share, use this blank card instead.

Washable Wipe Solution



A rectangular card with a light blue background and horizontal dotted lines for writing. The title 'Washable Wipe Solution' is written in a blue cursive font at the top left. There are decorative blue swirl graphics on the left and right sides of the card.



A rectangular card with a light blue background and horizontal dotted lines for writing. There is a decorative blue swirl graphic on the right side of the card.

About this Document

This document remains the copyright of Clare Trowbridge and Little Conkers and is for your personal use only. Please do not reproduce all or any part of it and please do not sell items made from this pattern, without express permission and credit.

Last reviewed May 2014 – Version 2